



Green Supply Chain ::: Packing Optimization 

"Make" to "Pack" to "Rack" to "Use" to "Re-use"

Date & Time	Presentation on	City	Venue
09 th April, 2015 (1500 hrs - 1700 hrs)	Smart & Green Supply Chain Solutions	Bangalore	Bhoruka Power Corporation Limited, (Corporate Office), Hitananda II, 48, Lavelle Road, Bangalore - 560001

1515 hrs Smart & Green Supply Chain Solutions
Mr Sam Mukundan CEO FLEXOL Packaging (India) Ltd

Apr-15 www.flexol.in 2

FLEXOL Locations : Chennai, Pondy, Hosur, Bangalore, Pune, Jamshedpur, NCR (Gurgaon), Pant Nagar, Alwar, Bhandara

Next 30 minutes Interaction

Smart & Green Supply Chain ::: Packing Optimization that drives Efficiency across Most elements of Supply Chain

"Make" to "Pack" to "Rack" to "Use" to "Re-use"



Web: www.flexol.in , Phone No.: 044 2679 0932 / 33,

Apr-15 www.flexol.in 3

FLEXOL Locations : Chennai, Pondy, Hosur, Bangalore, Pune, Jamshedpur, NCR (Gurgaon), Pant Nagar, Alwar, Bhandara

Smart & Green Supply Chain ::: 

"Make" to "Pack" to "Rack" to "Use" to "Re-use"

Key Take-away :::

Packing Optimization (Holistic View of Supply Chain)

- Focus on Right fit Design
- Maximize use of Eco Packing Material
- Insure Safety (Workplace, Supply Chain)
- Returnable & Re-usable option for Sustainability
- Technology as a KEY Enabler

That Leads to :::

- Increasing Green Quotient for Lower TCO
- Fixed to Flexible cost model
- Overall contribution for a Better tomorrow

Apr-15 www.flexol.in 4

FLEXOL Locations : Chennai, Pondy, Hosur, Bangalore, Pune, Jamshedpur, NCR (Gurgaon), Pant Nagar, Alwar, Bhandara

Session topic....



Packaging Reduction & Warehouse Layout Optimization

Packaging = Pack – Age – In – G

Warehousing = Where – House – In – G

Quote from CII's Green Logistics Session Brochure :

Packaging is a momentous **cost to the supply chain**, accounting for up to **12 percent** of the charge of many typical consumer goods. This grouping creates an ultimate opening for companies to **move towards a greener supply chain** and force brand growth by moving to a more sustainable methodology for packaging strategy.



Apr-15

www.flexol.in

5

FLEXOL Locations : Chennai, Pondy, Hosur, Bangalore, Pune, Jamshedpur, NCR (Gurgaon), Pant Nagar, Alwar, Bhandara

Our Value Add to Customers



Our BU	Value we add	Customer Gains
CP	<ul style="list-style-type: none"> • Design • Supply of Eco-Packaging Material • Trained Manpower • Bar Code/ QR Code/ RFID Tech for Item I D, Kitting, e-Manifest & BI Reports 	<ul style="list-style-type: none"> • Lower TCO (more in less) • Safe Supply Chain • Compliance to G Trade • Less Contract staff <p>Overall GreenCo readiness</p>
FOAM	Rent Technology (RFID/RTLS) embedded Foldable Plastic/ Metal Containers with Lid & Carton, Wood, PP, HDPE, Foam Partition	<ul style="list-style-type: none"> • Green Quotient in SC • Lower Damages • Real time visibility <p>Improved Green Quotient</p>
COAM	Manage Customer owned Packing Assets for Tag-Track-Retrieve-Document-Report	<ul style="list-style-type: none"> • Leveraged Asset usage • Improved Asset upkeep <p>Green to Greener options</p>

Opportunity Statement written in June 2010

Effective Packaging Design, Re-usable Packing concepts & Efficient Reverse logistics capability with Technology are KEY opportunities

Apr-15

www.flexol.in

6

FLEXOL Locations : Chennai, Pondy, Hosur, Bangalore, Pune, Jamshedpur, NCR (Gurgaon), Pant Nagar, Alwar, Bhandara

FLEXOL proudly serves brands



Our In plant presence in Indian Auto OEM's

Apr-15

www.flexol.in

7

FLEXOL Packaging (India) Limited Company Confidential

"Make" to "Pack" to "Rack" to "Use" to "Re-use"



Customer Example : Returnable Metal Containers Vs Wood/Carton

Before	After : Green Quotient ↑
Slow Handling	400% Improvement in Vehicle loading/Unloading (= 2 hours)
> 20% Damages	Significant Reduction in Transit damages thro Proper handling
Space usage	Efficient utilization of Storage & Handling Space at Factory
Baseline	44% Cost saving per vehicle with FMPs Vs Carton/Wood box




Apr-15


www.flexol.in



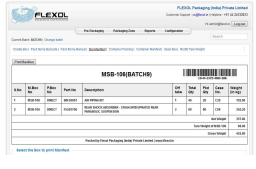
8

FLEXOL Locations : Chennai, Pondy, Hosur, Bangalore, Pune, Jamshedpur, NCR (Gurgaon), Pant Nagar, Alwar, Bhandara

"Make" to "Pack" to "Rack" to "Use" to "Re-use" 


Customer Example : Eco Ply ISPM 15 Export box with Tech Vs Wood Box

Before	After : Green Quotient 
5-6 SoS Air Ship for each 20 Kit	NIL SoS shipments for 3800+ Kits
8 Nos of 40' HC for every 20 Kit. 55 - 65% Container Utilization	5 Nos 40' & 1 No 20' for same volume. Util = 95%
Manual P/L & Records	Web enabled Barcoded Item/ Box/Container, e-Manifests









Apr-15 www.flexol.in 9

FLEXOL Locations : Chennai, Pondy, Hosur, Bangalore, Pune, Jamshedpur, NCR (Gurgaon), Pant Nagar, Alwar, Bhandara

"Make" to "Pack" to "Rack" to "Use" to "Re-use" 


Customer Example : Eco ply ISPM 15 boxes with Tech Vs Wood Box

Before	After : Green Quotient 
Unpredictable time to Pack	Process based , time bound approach
High fixed cost	Higher Variable cost for Lower TCO
Money on the table	360' Gains, using Value at Stake approach
Low Customer Engagement	Real time Pack Status & Overall Cust Satisfaction






Apr-15 www.flexol.in 10


FLEXOL Locations : Chennai, Pondy, Hosur, Bangalore, Pune, Jamshedpur, NCR (Gurgaon), Pant Nagar, Alwar, Bhandara

"Make" to "Pack" to "Rack" to "Use" to "Re-use" 

Customer Example : RFID Tagged Foldable Plastic containers Vs

Before	After : Green Quotient 
850 K Assets	100% Improvement in Peak volume mgmt (30-40 Container weekly)
Manual	Easier (Automated) Reporting on Re-usable Assets

WAREHOUSE



Storage Area 1

EXPORT/ RE-IMPORT


Storage Area 2

OE Parts Exporter


S
U
P
P
L
I
E
R
S




Apr-15 www.flexol.in 11

FLEXOL Locations : Chennai, Pondy, Hosur, Bangalore, Pune, Jamshedpur, NCR (Gurgaon), Pant Nagar, Alwar, Bhandara

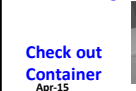
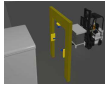

"Make" to "Pack" to "Rack" to "Use" to "Re-use" 

Customer Example : RFID Tagged Foldable Plastic containers Vs

Before	After : Green Quotient 
	Reduction in Transit damage (Parts & Assets) : Certainty of Parts lead to lower inventory holding along the many Stock points
	Supplier Accountability fm Point of Origin (POO) to Point of Use (POU)
	Proper handling lead to Efficient utilization of Storage Space

Read the tag Create DC Tag full Pallet

Apr-15 www.flexol.in 12

FLEXOL Locations : Chennai, Pondy, Hosur, Bangalore, Pune, Jamshedpur, NCR (Gurgaon), Pant Nagar, Alwar, Bhandara

Smart & Green Supply Chain



"Make" to "Pack" to "Rack" to "Use" to "Re-use"

**Appreciate your attention.
We Salute your Commitment to Smart/Green
Supply Chain**

Seshadri Mukundan : mukundan@flexol.in



*Our Inspiration to Customer Item's safety is
drawn from Safety of eggs in her Mother's nest*

www.flexol.in

17

FLEXOL Locations : Chennai, Pondy, Hosur, Bangalore, Pune, Jamshedpur, NCR (Gurgaon), Pant Nagar, Alwar, Bhandara